

TEL. 9554725, 55110031

PABX-575,

Mail: fxdeal@janatabank-bd.com

Exchange Rate Circular - 103

EFFECTIVE DATE: 07 Jun 2021

JANATA BANK LIMITED

TREASURY DEPT.(FRONT OFFICE)

HEAD OFFICE, DHAKA

INDICATIVE ONLY: Rates may vary in the

same day

For Previous Rate Sheet Click

<https://goo.gl/URA0t4>

DATE : 07 Jun 2021

Monday

A) CROSS RATE OF SYD, TOK, HKG & S.E. ASIAN MARKETS AS ON 07/06/2021

	GBP/USD	EUR/USD	USD/JPY	USD/C.DLR	USD/S.FRA	AUD/USD
SELLING	1.4146	1.2168	109.5400	1.1994	0.8990	0.7799
BUYING	1.4142	1.2167	109.5700	1.1994	0.8994	0.7799

B) JANATA BANK LTD'S CASH

CURRENCY & T.C TO PUBLIC TK PER UNIT OF FOREIGN CURRENCY

SELLING	CURRENCY	BUYING	SELLING	CURRENCY	BUYING
86.8000	US Dollar	84.2000	23.5000	Saudi Riyal	22.0000
119.0000	G. B. Pound	113.5000	24.0000	UAE. Dirham	22.5000
103.7000	Euro	100.0000	20.8000	MAL.Ringit	18.0000
66.7525	Aus. Dollar	57.3025	1.2400	Indian Rupee	1.1500

BE SAME AS SELLING T.T.& O.D AND BUYING O.D. TRANSFER

SELLING		NAME OF CURRENCY	BUYING			
T.T.& O.D.	B.C.		T.T.CLEAN	T.T.DOC	O.D.SIGHT EXP.BILLS	O.D. TRANSFER
84.9500	84.9500	US Dollar	84.2000	84.1500	84.1000	83.9000
122.2634	122.4059	G. B. POUND	118.6176	118.4403	118.1907	117.7211
105.4337	105.6702	EURO	101.5275	100.8680	100.7172	100.5165
0.7988	0.8050	JP.YEN	0.7716	0.7647	0.7635	0.7131
72.8485	73.0276	CAN.DLR	71.4042	71.3236	71.1075	70.4458
95.9452	96.1080	SWISS.FRANC	94.4406	94.2405	94.1357	93.5930
223.0000	222.7810	OMANIAN RIYAL	219.1501	211.9164	211.2743	207.0000
11.2500	11.4362	H.K.DLR	10.9265	10.9149	10.8830	10.8511
65.3641	67.7552	SING.DLR	63.9891		62.7346	59.1200
2.7477	2.7522	THI.BAHT	2.7141		2.7033	2.6953
20.7793	20.7989	MAL.RINGIT	20.5230		20.4414	20.3815
23.3010	23.3092	UAE.DIRHAM			22.9816	22.9975
22.8201	22.8781	SAUDI RIYAL			22.5103	22.4400
20.5000	21.8492	QATAR RIYAL				19.0000
284.4826	287.7246	KUWAIT DINAR				257.0000
224.7528	224.0943	BAHRAIN DINAR				216.0355
13.7251	14.3255	CHINESE YUAN				12.5000

D) USANCE RATE:	30 DAYS	60 DAYS	90 DAYS	120 DAYS	150 DAYS	180 DAYS
US Dollar	83.5988	83.1077	82.6165	82.1253	81.6342	81.1430
G. B. POUND	117.4988	116.8068	115.8183	115.4230	114.7310	114.0391
EURO	100.1250	99.5327	98.6867	98.3482	97.7560	97.1637

E) FORWARD RATE:		1 MONTH	2 MONTHS	3 MONTHS	6 MONTHS	1 YEAR
SELLING	US Dollar	85.5270	85.8040	86.1309	87.3119	0.0000
BUYING	US Dollar	84.6053	85.0604	85.3158	86.5315	0.0000


F) NFCD INTT RATE, EFFECT ON: 01.06.2021 To 15.06.2021	1 MONTH	3 MONTHS	6 MONTHS	12 MONTHS
US Dollar	0.08567	0.13105	0.17057	0.24751
G. B. POUND	0.05087	0.08105	0.10574	0.16209
EURO	0.00000	0.00000	0.00000	0.00000


G) LIBOR AS ON 04/06/2021, 60 DAYS 0.11788 90 DAYS 0.12825 180 DAYS 0.16488


H) INDICATIVE RATE OF 01 SDR, USD WITH NTL, CUR OF ACU MEMBERS AS IMF RATE 04/06/2021	IN.RS	N.RS	SL.RS	PK.RS	BD TK	USD
USD 1	73.0266	110.0764	175.1174	134.5934	84.5800	
SDR 1	105.0713	158.3787	251.9603	193.6540	121.6943	1.4388

IN CASE OF AUS. DOLLAR CASH RATE WILL BE USED FOR T.T ALSO

Rates mentioned in row C, D, E and F are applicable only for bank's own customers.


Md. Nur Islam
PO
Prepared By


Syeda Hasinatul Jannat
SPO
Checked By


Shipra Biswas
AGM
Authorized Signature


Md. Yakut Mia
DGM
Authorized Signature